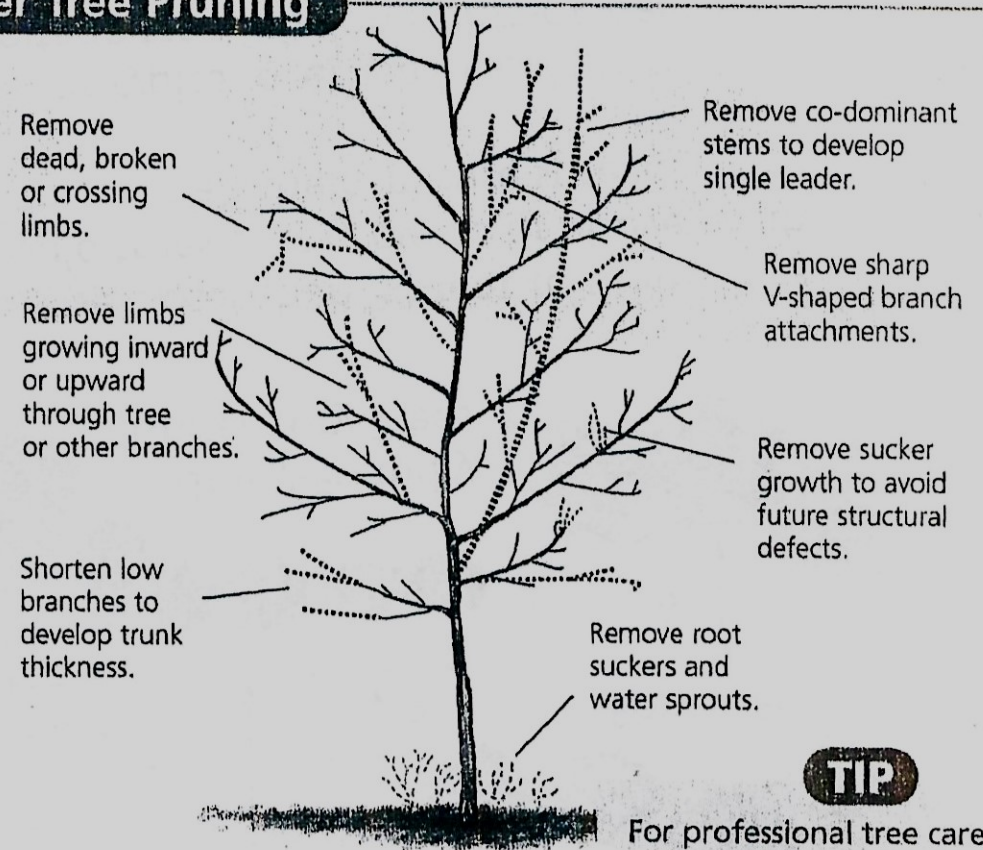


# Proper Tree Pruning

- Limit pruning to dead or broken limbs for the first three years since foliage helps regenerate the root system.
- Wound dressing is not necessary.
- All pruning should be done at bud or branch junctions.
- Never prune any tree close to electrical lines.
- Always maintain the upper two-thirds of the tree in branches and foliage whenever possible.
- Never remove more than 25% of the tree's foliage in one season.
- Never top a tree, leave a stub or remove the branch collar by a flush cut.
- Always disinfect pruning tools with rubbing alcohol, Lysol® or Listerine® between trees (or between cuts on infected trees) to prevent the spread of disease.

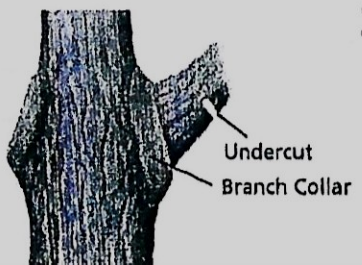


**TIP**

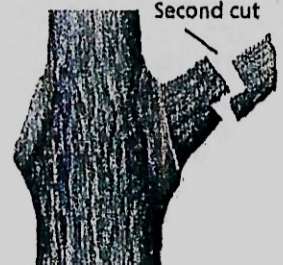
For professional tree care advice, find a Certified Arborist at [www.isa-arbor.com](http://www.isa-arbor.com).

## Three-Step Approach for a Proper Pruning Cut

**1.** Undercut 12-24" up from the branch collar. This stops the bark from tearing.



**2.** Make the second cut from the top all the way through the branch, 2-3" above cut #1.



**3.** The final cut should be just beyond the branch collar. Support the stub so it does not tear the bark.

